

TOTALES POR SUBGERENCIA REGIONAL

Ene -Dic 2016

		ESTACION	IFR	VFR	TOTAL				
GERENCIA REGIONAL CENTRO	SUBGERENCIA REGIONAL ACAPULCO	ACA ACAPULCO	20,718	10,456	31,174				
		OAX OAXACA	16,535	6,620	23,155				
		ZIH ZIHUATANEJO	11,392	2,609	14,001				
		HUX HUATULCO	7,464	1,649	9,113				
		PXM PUERTO ESCONDIDO	3,611	4,276	7,887	85,330			
	SUBGERENCIA REGIONAL CENTRO (SEDE EN LAC DE MEXICO)	MEX MEXICO	437,078	52,498	489,576				
		TLC TOLUCA	76,264	20,920	97,184				
		QET QUERETARO	25,184	26,946	52,130				
		VER VERACRUZ	22,517	6,085	28,602				
		PBC PUEBLA	11,571	19,866	31,437				
		CVA CUERNAVACA	2,203	26,958	29,161				
		TAM TAMPICO	14,370	7,160	21,530				
		PAZ POZA RICA	3,043	3,159	6,202	755,822	841,152		
		GERENCIA REGIONAL NOROCCIDENTAL	SUBGERENCIA REGIONAL NOROCCIDENTAL (SEDE EN MONTERREY)	MTY MONTERREY	132,895	3,921	136,816		
				ADN AEROPUERTO DEL NORTE	25,759	20,009	45,768		
REX REYNOSA	17,417			7,227	24,644				
MAM MATAMOROS	7,794			5,368	13,162				
CVM CD. VICTORIA	5,765			4,102	9,867				
SUBGERENCIA REGIONAL NOROCCIDENTAL (SEDE EN CHIHUAHUA)	NLD NUEVO LAREDO		6,008	2,300	8,308	238,565			
	CUU CHIHUAHUA		25,460	11,904	37,364				
	TRC TORREON		15,562	4,388	19,950				
	CJS CD. JUAREZ		17,760	3,609	21,369	78,683	317,248		
	GERENCIA REGIONAL NOROCCIDENTAL NOROCCIDENTAL		SUBGERENCIA REGIONAL TIJUANA	TJJ TIJUANA	53,930	5,023	58,953		
HMO HERMOSILLO		28,168		14,229	42,397				
LAP LA PAZ		17,112		9,967	27,079				
MXL MEXICALI		8,001		4,498	12,499				
LTO LORETO		1,949		3,071	5,020				
SUBGERENCIA REGIONAL NOROCCIDENTAL (SEDE EN MAZATLAN)		PPE PUERTO PEÑASCO	470	3,665	4,135	150,083			
		CUL CULIACAN	22,270	20,406	42,676				
		SJD SAN JOSE DEL CABO	43,091	686	43,777				
		MZT MAZATLAN	33,182	9,887	43,069				
		DGO DURANGO	8,698	10,873	19,571				
		LMM LOS MOCHIS	8,045	9,850	17,895				
		CEN CD. OBREGON	6,350	9,826	16,176				
		CSL CABO SAN LUCAS	6,502	3,222	9,724				
		GYM GUAYMAS	1,265	4,568	5,833	198,721	348,804		
		GERENCIA REGIONAL NOROCCIDENTAL NOROCCIDENTAL	SUBGERENCIA REGIONAL MERIDA	CME CD. DEL CARMEN	8,050	30,273	38,323		
MID MÉRIDA	28,787			5,147	33,934				
VSA VILLAHERMOSA	20,012			2,615	22,627				
TGX TUXTLA GUTIERREZ	15,104			6,094	21,198				
TAP TAPACHULA	5,048			5,997	11,045				
MTT MINATITLAN	4,931			2,976	7,907				
CPE CAMPECHE	4,269			2,188	6,457				
PQE PALENQUE	393			655	1,048				
CZA CHICHEN ITZA	48			429	477	143,016			
SUBGERENCIA REGIONAL CANCUN	CUN CANCUN			164,339	7,881	172,220			
	CZM COZUMEL		8,528	10,460	18,988				
	CTM CHETUMAL		3,323	2,274	5,597	196,805	339,821		
	GERENCIA REGIONAL NOROCCIDENTAL NOROCCIDENTAL		SUBGERENCIA REGIONAL OCCIDENTE (SEDE EN GUADALAJARA)	GDL GUADALAJARA	125,810	22,562	148,372		
				PVR PUERTO VALLARTA	44,686	5,237	49,923		
BJX BAJIO (LEON)				30,637	3,814	34,451			
SLP SAN LUIS POTOSI		19,135		5,207	24,342				
MLM MORELIA		10,608		9,487	20,095				
AGU AGUASCALIENTES		14,033		2,633	16,666				
ZCL ZACATECAS		6,492		2,015	8,507				
ZLO MANZANILLO		5,945		2,314	8,259				
TNY TEPIC		4,636		4,332	8,968				
COL COLIMA		4,346		2,306	6,652				
UPN URUAPAN	1,261	4,639	5,900	332,135	332,135				

SVL MID	76,966	1,094	78,060
---------	--------	-------	--------

TOTAL

2,257,220

Abreviaturas

IFR Reglas de Vuelo por Instrumento
VFR Reglas de Vuelo Visual
SVL Sobrevuelos Internacionales Centro de Control Mérida

TOTALES POR GERENCIA REGIONAL

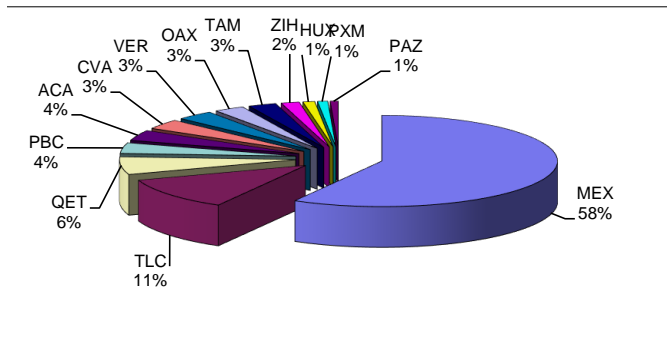
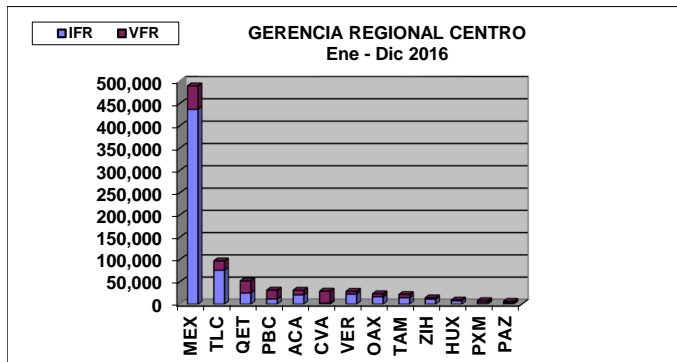
Ene -Dic 2016

	ESTACION	IFR	VFR	TOTAL	
CENTRO	ACA ACAPULCO	20,718	10,456	31,174	
	CVA CUERNAVACA	2,203	26,958	29,161	
	HUX HUATULCO	7,464	1,649	9,113	
	MEX MÉXICO	437,078	52,498	489,576	
	OAX OAXACA	16,535	6,620	23,155	
	PAZ POZA RICA	3,043	3,159	6,202	
	PBC PUEBLA	11,571	19,866	31,437	
	PXM PUERTO ESCONDIDO	3,611	4,276	7,887	
	QET QUERETARO	25,184	26,946	52,130	
	TAM TAMPICO	14,370	7,160	21,530	
	TLC TOLUCA	76,264	20,920	97,184	
	VER VERACRUZ	22,517	6,085	28,602	
	ZIH ZIHUATANEJO	11,392	2,609	14,001	841,152
NORESTE	ADN AEROPUERTO DEL NORTE	25,759	20,009	45,768	
	CJS CD. JUAREZ	17,760	3,609	21,369	
	CUU CHIHUAHUA	25,460	11,904	37,364	
	CVM CD. VICTORIA	5,765	4,102	9,867	
	MAM MATAMOROS	7,794	5,368	13,162	
	MTY MONTERREY	132,895	3,921	136,816	
	NLD NUEVO LAREDO	6,008	2,300	8,308	
	REX REYNOSA	17,417	7,227	24,644	
	TRC TORREON	15,562	4,388	19,950	317,248
NOROESTE	CEN CD. OBREGON	6,350	9,826	16,176	
	CSL CABO SAN LUCAS	6,502	3,222	9,724	
	CUL CULIACAN	22,270	20,406	42,676	
	DGO DURANGO	8,698	10,873	19,571	
	GYM GUAYMAS	1,265	4,568	5,833	
	HMO HERMOSILLO	28,168	14,229	42,397	
	LAP LA PAZ	17,112	9,967	27,079	
	LTO LORETO	1,949	3,071	5,020	
	LMM LOS MOCHIS	8,045	9,850	17,895	
	MZT MAZATLAN	33,182	9,887	43,069	
	MXL MEXICALI	8,001	4,498	12,499	
	PPE PUERTO PEÑASCO	470	3,665	4,135	
	SJD SAN JOSE DEL CABO	43,091	686	43,777	
TIJ TIJUANA	53,930	5,023	58,953	348,804	
SURESTE	CME CD. DEL CARMEN	8,050	30,273	38,323	
	CPE CAMPECHE	4,269	2,188	6,457	
	CTM CHETUMAL	3,323	2,274	5,597	
	CUN CANCUN	164,339	7,881	172,220	
	CZA CHICHEN ITZA	48	429	477	
	CZM COZUMEL	8,528	10,460	18,988	
	PQE PALENQUE	393	655	1,048	
	MID MÉRIDA	28,787	5,147	33,934	
	MTT MINATITLAN	4,931	2,976	7,907	
	TAP TAPACHULA	5,048	5,997	11,045	
	TGZ TUXTLA GUTIERREZ	15,104	6,094	21,198	
VSA VILLAHERMOSA	20,012	2,615	22,627	339,821	
OCCIDENTE	AGU AGUASCALIENTES	14,033	2,633	16,666	
	BJX BAJIO (LEON)	30,637	3,814	34,451	
	COL COLIMA	4,346	2,306	6,652	
	GDL GUADALAJARA	125,810	22,562	148,372	
	MLM MORELIA	10,608	9,487	20,095	
	PVR PUERTO VALLARTA	44,686	5,237	49,923	
	SLP SAN LUIS POTOSI	19,135	5,207	24,342	
	TNY TEPIC	4,636	4,332	8,968	
	UPN URUAPAN	1,261	4,639	5,900	
	ZCL ZACATECAS	6,492	2,015	8,507	
ZLO MANZANILLO	5,945	2,314	8,259	332,135	
SVL MID	76,966	1,094	78,060	78,060	
TOTAL				2,257,220	

GERENCIA REGIONAL CENTRO

Ene -Dic 2016

	ESTACION	IFR	VFR	TOTAL		
CENTRO	MEX	MÉXICO	437,078	52,498	489,576	
	TLC	TOLUCA	76,264	20,920	97,184	
	QET	QUERETARO	25,184	26,946	52,130	
	PBC	PUEBLA	11,571	19,866	31,437	
	ACA	ACAPULCO	20,718	10,456	31,174	
	CVA	CUERNAVACA	2,203	26,958	29,161	
	VER	VERACRUZ	22,517	6,085	28,602	
	OAX	OAXACA	16,535	6,620	23,155	
	TAM	TAMPICO	14,370	7,160	21,530	
	ZIH	ZIHUATANEJO	11,392	2,609	14,001	
	HUX	HUATULCO	7,464	1,649	9,113	
	PXM	PUERTO ESCONDIDO	3,611	4,276	7,887	
	PAZ	POZA RICA	3,043	3,159	6,202	841,152



Abreviaturas

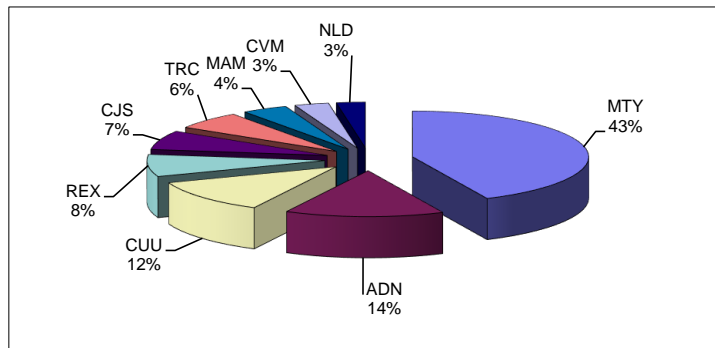
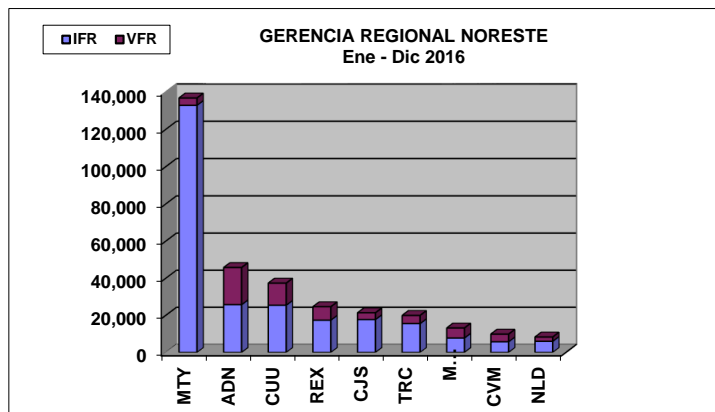
IFR
VFR

Reglas de Vuelo por Instrumento
Reglas de Vuelo Visual

GERENCIA REGIONAL NORESTE

Ene -Dic 2016

		ESTACION	IFR	VFR	TOTAL	
NORESTE	MTY	MONTERREY	132,895	3,921	136,816	
	ADN	AEROPUERTO DEL NORTE	25,759	20,009	45,768	
	CUU	CHIHUAHUA	25,460	11,904	37,364	
	REX	REYNOSA	17,417	7,227	24,644	
	CJS	CD. JUAREZ	17,760	3,609	21,369	
	TRC	TORREON	15,562	4,388	19,950	
	MAM	MATAMOROS	7,794	5,368	13,162	
	CVM	CD. VICTORIA	5,765	4,102	9,867	
	NLD	NUEVO LAREDO	6,008	2,300	8,308	317,248



Abreviaturas

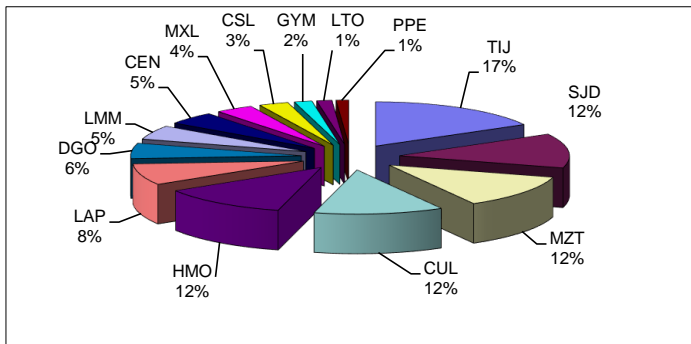
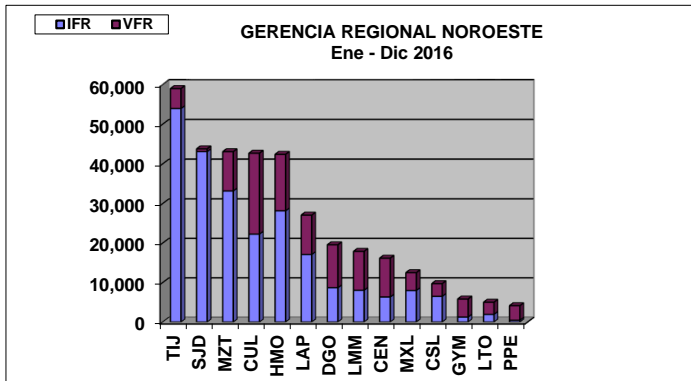
IFR
VFR

Reglas de Vuelo por Instrumento
Reglas de Vuelo Visual

GERENCIA REGIONAL NOROESTE

Ene -Dic 2016

		ESTACION	IFR	VFR	TOTAL
NOROESTE	TIJ	TIJUANA	53,930	5,023	58,953
	SJD	SAN JOSE DEL CABO	43,091	686	43,777
	MZT	MAZATLAN	33,182	9,887	43,069
	CUL	CULIACAN	22,270	20,406	42,676
	HMO	HERMOSILLO	28,168	14,229	42,397
	LAP	LA PAZ	17,112	9,967	27,079
	DGO	DURANGO	8,698	10,873	19,571
	LMM	LOS MOCHIS	8,045	9,850	17,895
	CEN	CD. OBREGON	6,350	9,826	16,176
	MXL	MEXICALI	8,001	4,498	12,499
	CSL	CABO SAN LUCAS	6,502	3,222	9,724
	GYM	GUAYMAS	1,265	4,568	5,833
	LTO	LORETO	1,949	3,071	5,020
	PPE	PUERTO PEÑASCO	470	3,665	4,135
					348,804



Abreviaturas

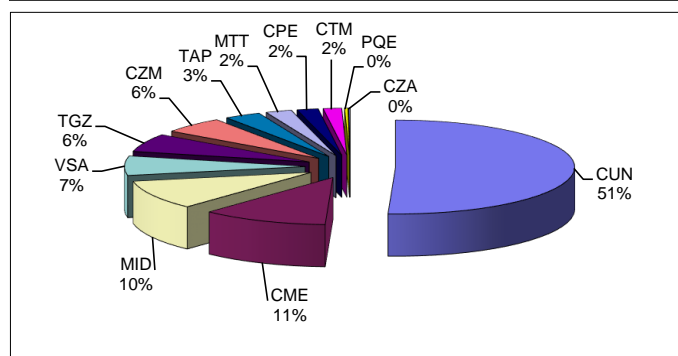
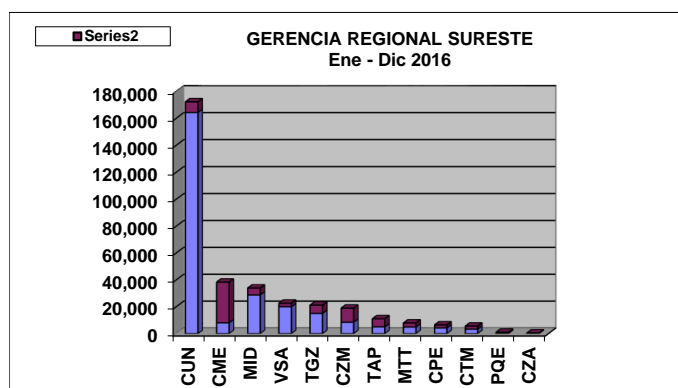
IFR
VFR

Reglas de Vuelo por Instrumento
Reglas de Vuelo Visual

GERENCIA REGIONAL SURESTE

Ene -Dic 2016

		ESTACION	IFR	VFR	TOTAL
SURESTE	CUN	CANCUN	164,339	7,881	172,220
	CME	CD. DEL CARMEN	8,050	30,273	38,323
	MID	MÉRIDA	28,787	5,147	33,934
	VSA	VILLAHERMOSA	20,012	2,615	22,627
	TGZ	TUXTLA GUTIERREZ	15,104	6,094	21,198
	CZM	COZUMEL	8,528	10,460	18,988
	TAP	TAPACHULA	5,048	5,997	11,045
	MTT	MINATITLAN	4,931	2,976	7,907
	CPE	CAMPECHE	4,269	2,188	6,457
	CTM	CHETUMAL	3,323	2,274	5,597
	PQE	PALENQUE	393	655	1,048
	CZA	CHICHEN ITZA	48	429	477
					339,821



Abreviaturas

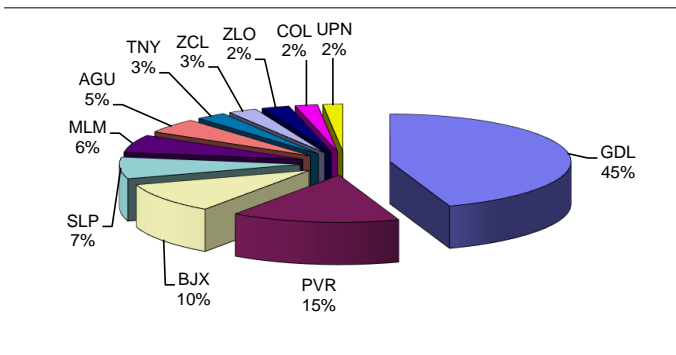
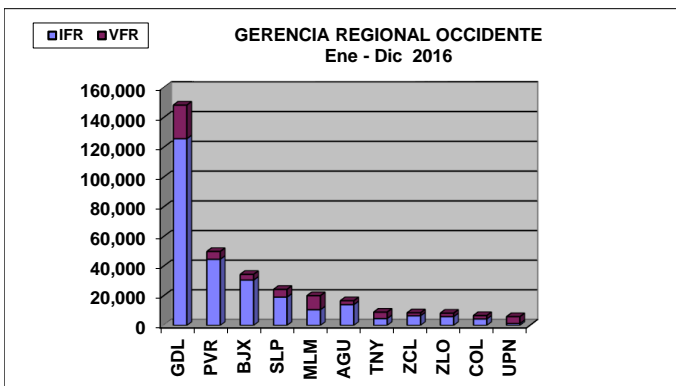
IFR
VFR

Reglas de Vuelo por Instrumento
Reglas de Vuelo Visual

GERENCIA REGIONAL OCCIDENTE

Ene -Dic 2016

	ESTACION	IFR	VFR	TOTAL
OCCIDENTE	GDL GUADALAJARA	125,810	22,562	148,372
	PVR PUERTO VALLARTA	44,686	5,237	49,923
	BJX BAJIO (LEON)	30,637	3,814	34,451
	SLP SAN LUIS POTOSI	19,135	5,207	24,342
	MLM MORELIA	10,608	9,487	20,095
	AGU AGUASCALIENTES	14,033	2,633	16,666
	TNY TEPIC	4,636	4,332	8,968
	ZCL ZACATECAS	6,492	2,015	8,507
	ZLO MANZANILLO	5,945	2,314	8,259
	COL COLIMA	4,346	2,306	6,652
	UPN URUAPAN	1,261	4,639	5,900
				332,135



Abreviaturas

IFR
VFR

Reglas de Vuelo por Instrumento
Reglas de Vuelo Visual